




*moda*

# Be My Neighbor

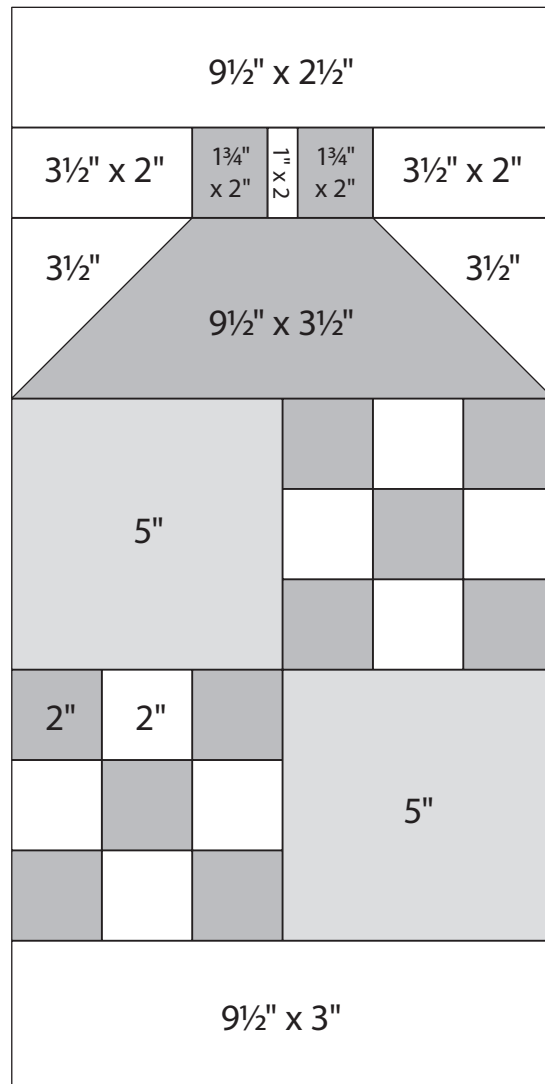
## Block 12

9" x 18" finished



## General Information

- These are very scrappy blocks. Mix your favorite Moda prints to create your colorful neighborhood!
- Share your progress and final quilt at #BeMyNeighbor. We love to see your results!!!



**Block 12**  
 $9\frac{1}{2}'' \times 18\frac{1}{2}''$  unfinished

## Cutting

### House Roof

1- $9\frac{1}{2}'' \times 3\frac{1}{2}''$  rectangle

### House

2- $5''$  squares

### Chimneys

2- $1\frac{3}{4}'' \times 2''$  rectangles

### Nine-Patches (dark/medium)

10- $2''$  squares

### Background

1- $9\frac{1}{2}'' \times 3''$  rectangle

1- $9\frac{1}{2}'' \times 2\frac{1}{2}''$  rectangle

2- $3\frac{1}{2}''$  squares

2- $3\frac{1}{2}'' \times 2''$  rectangles

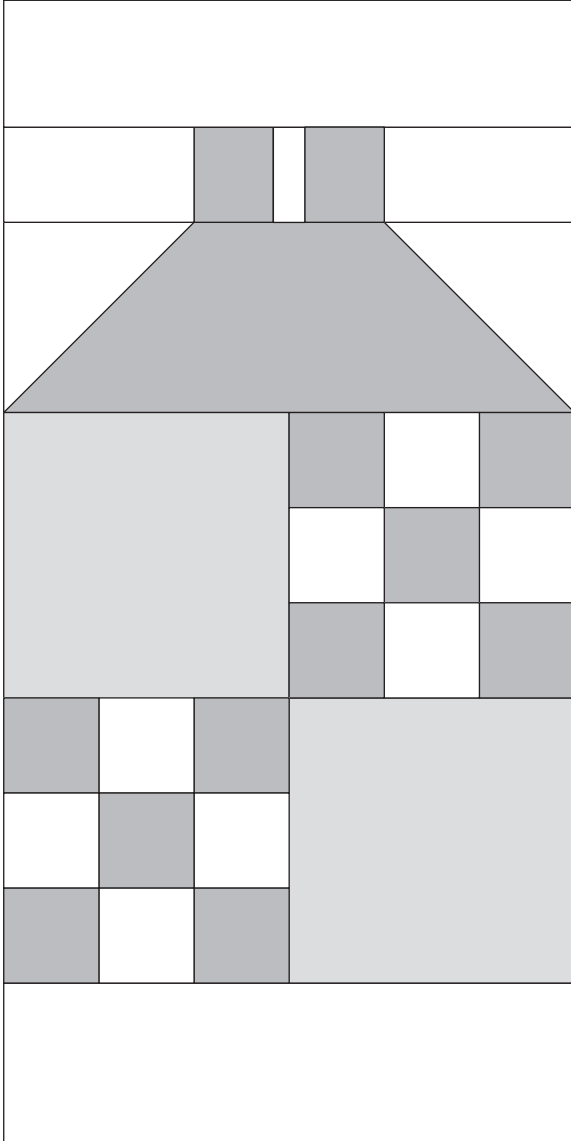
8- $2''$  squares

1- $1'' \times 2''$  rectangle



# Be My Neighbor

Block 12 is 9" x 18" finished.

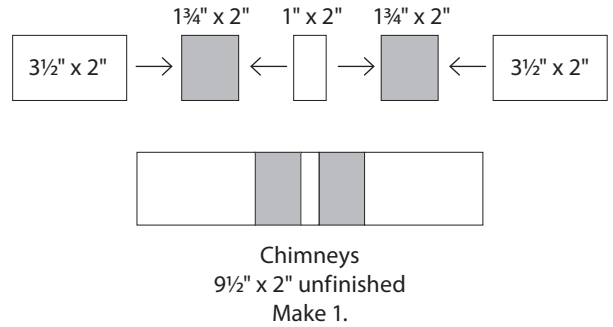


*moda*

## Construction

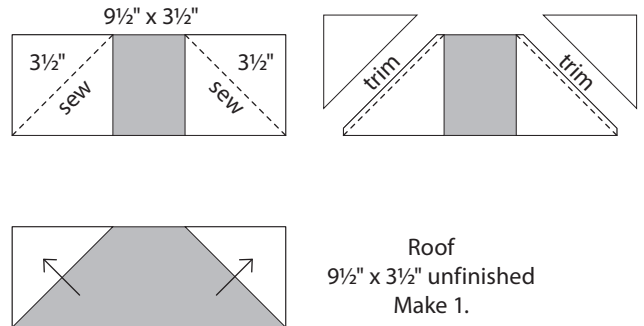
Use  $\frac{1}{4}$ " seams. Press in the direction of the arrows in the diagrams.

**1** Assemble the chimneys as shown.



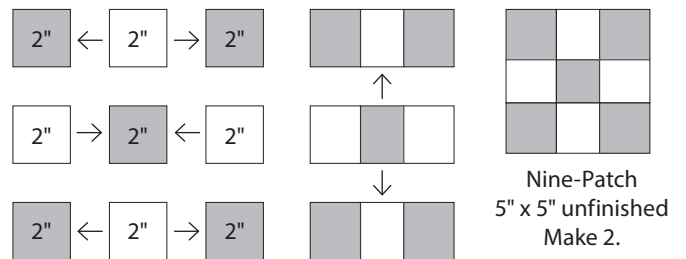
**2** House Roof

Draw a diagonal line from corner to corner on the wrong side of 2-3 1/2" background squares. Layer a 3 1/2" marked background square, right sides together, on 1-9 1/2" x 3 1/2" roof rectangle as shown. Sew on the diagonal line. Trim  $\frac{1}{4}$ " from the sewn line. Press to reveal the triangle. Repeat on the the opposite end of the same rectangle. Make 1.

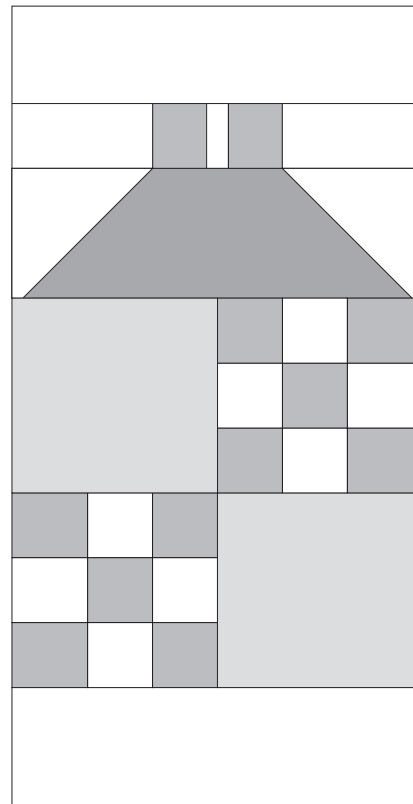
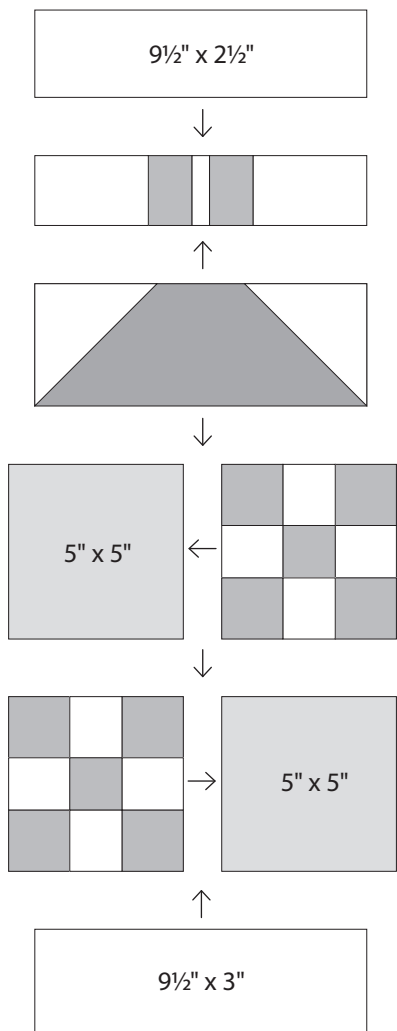


**3** Nine-Patch

Arrange 5-2" dark/medium squares and 4-2" background squares in 3 rows as shown. Join the rows. Make 2 nine-patches.



4 Assemble the block as shown.



Block 12  
 $9\frac{1}{2}'' \times 18\frac{1}{2}''$  unfinished

*moda*